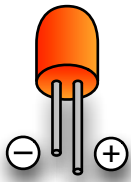
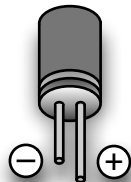


Cathode -  
Anode +

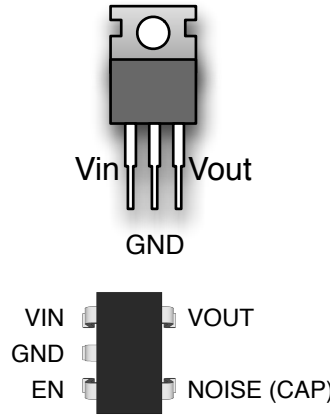
LED



CAPACITOR

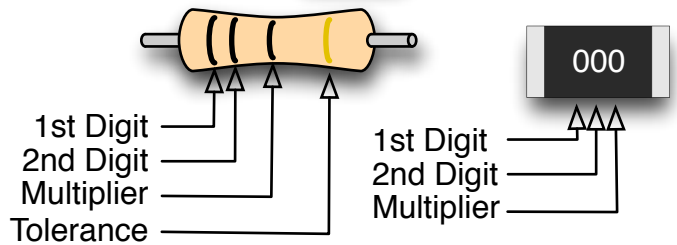
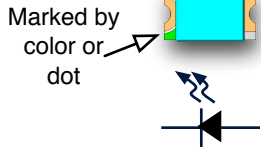


REGULATOR (e.g. LM78xx)




Resistor

	Digit	Multiplier	Tolerance
Silver	-	0.01	±10%
Gold	-	0.1	±5%
Black	0	1	-
Brown	1	10	±1%
Red	2	100	±2%
Orange	3	1k	-
Yellow	4	10k	-
Green	5	100k	±0.5%
Blue	6	1M	±0.25%
Violet	7	10M	±0.1%
Gray	8	-	-
White	9	-	-

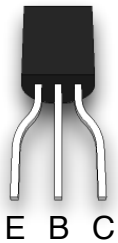


DIODE

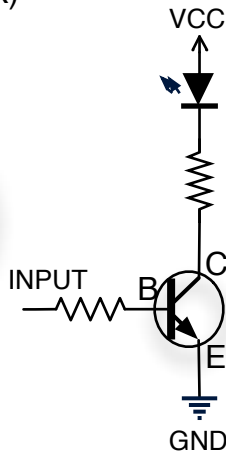



NPN transistor (Current sink) (e.g. PN2222)

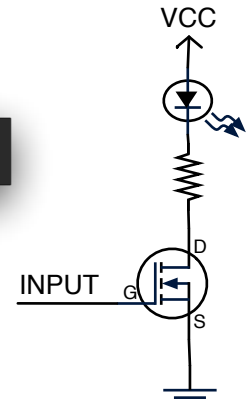
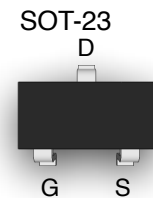

TO-92



SOT-23




N-channel MOSFET

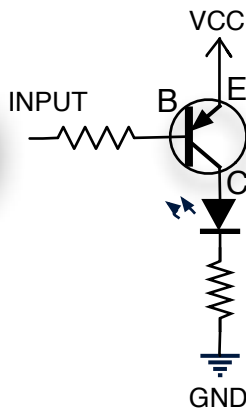
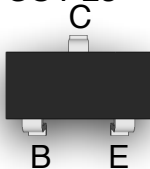


PNP transistor (Current source) (e.g. PN2907)

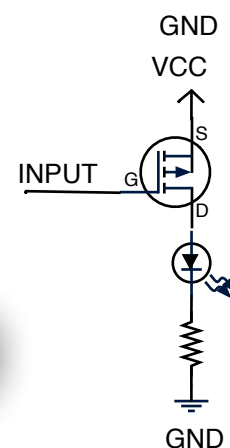
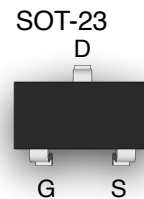

TO-92



SOT-23



P-channel MOSFET



\* Please note that some components may have a different pinout than the one showed above, you should always check the data sheet before using a new component.